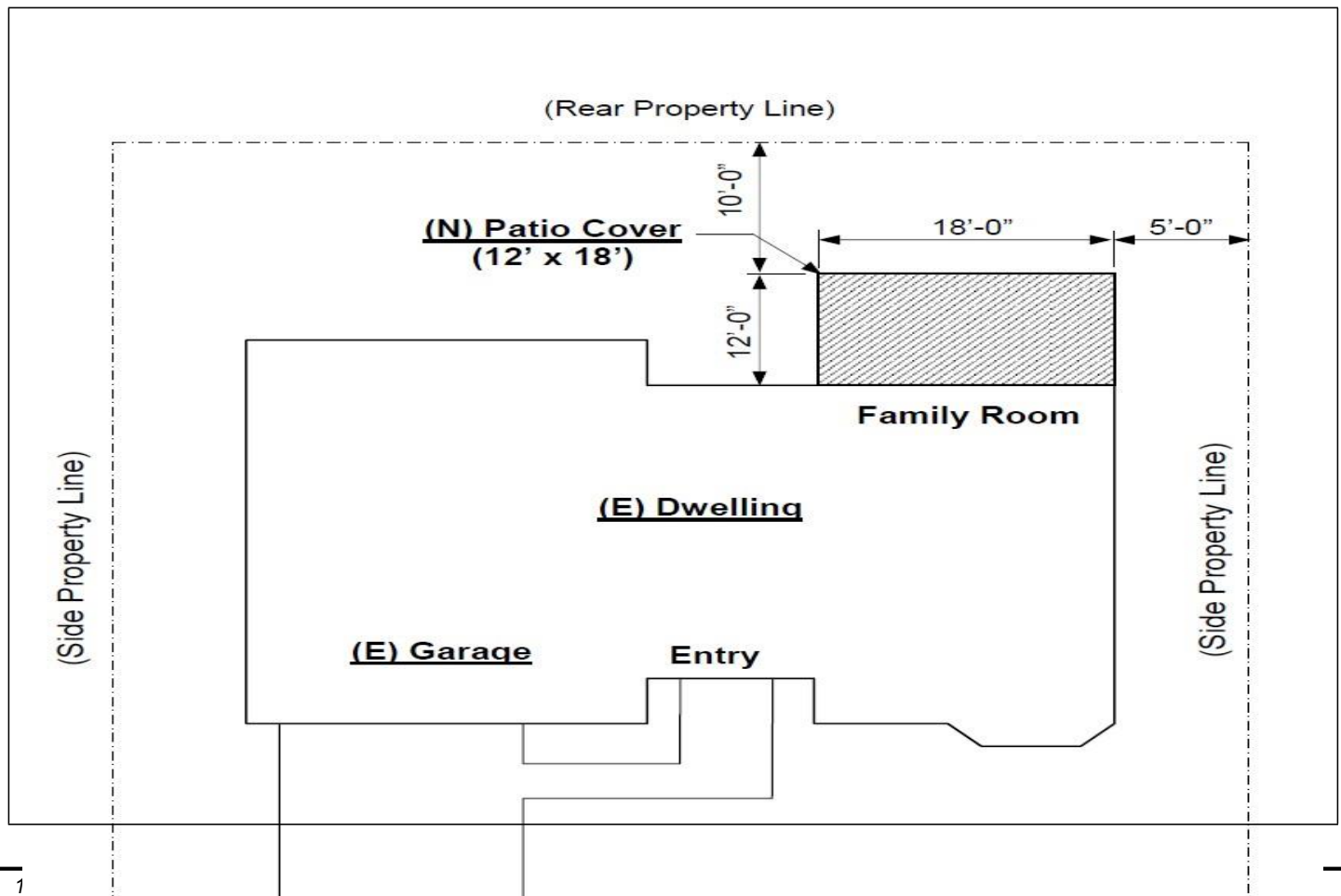


Submittal Requirements for Patio Covers

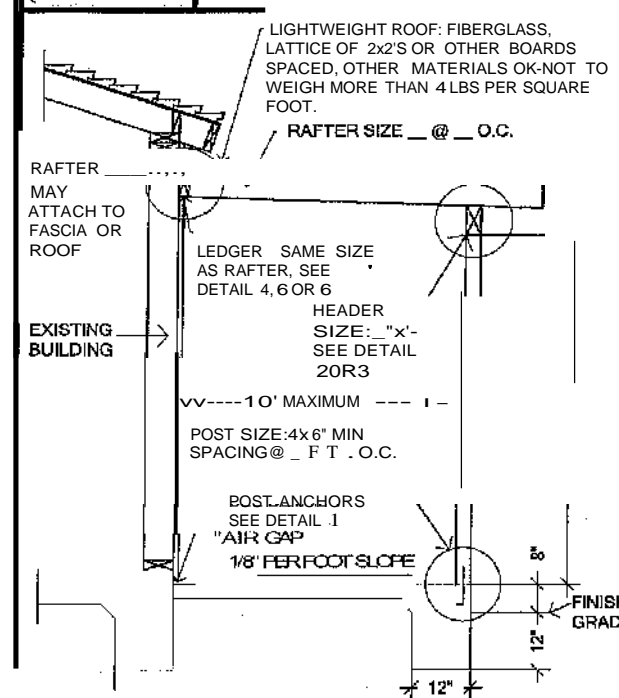
Provide three (3) copies of:

- Plot plan showing property lines
- Location of the proposed structure and all other structures on the property
- Exterior dimensions of the new structure, including height and roof overhangs
- Set-back dimensions measured from the furthest projection of the new patio structure to the property lines, all accessory structures, and the house in cases where the patio structure is detached
- Section drawings
- Cut through of the new construction and partial cut through of the existing structure (if attached)
- Drawings to include size and spacing of all members, attachments to existing building, footings, etc.
- Floor plans drawn to scale. The floor plan must show (if applicable) the location and sizes of:
 1. Doors, windows, stairs and landings at doors
 2. Electrical outlets, lighting fixtures and controls
 3. Existing windows and door sizes of the adjacent house



CITY OF BRENTWOOD – BUILDING DIVISION
PLAN

**CITY STANDARD PLAN
ATTACHED PATIO COVER**



OPTION 1: OPEN LATTICE ROOF SECTION

LIGHTWEIGHT ROOF: FIBERGLASS, LATTICE OF 2x2'S OR OTHER BOARDS SPACED. OTHER MATERIALS OK-NOT TO WEIGH MORE THAN 4 LBS PER SQUARE FOOT.

RAFTER SIZE ___ @ ___ O.C.

LEDGER SAME SIZE AS RAFTER, SEE DETAIL 4, 6 OR 6

HEADER SIZE: "x" - SEE DETAIL 2 OR 3

POST SIZE: 4x6" MIN SPACING @ ___ FT . O.C.

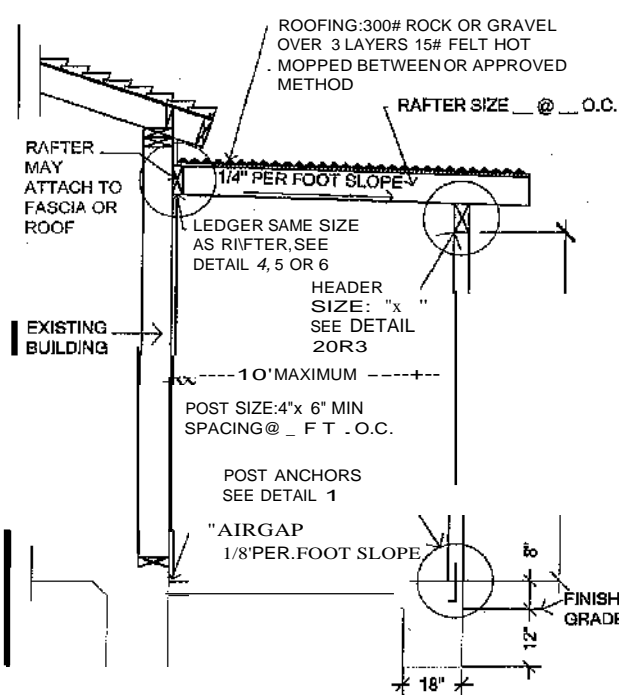
POST ANCHORS SEE DETAIL 1 "AIR GAP" 1/8" PER FOOT SLOPE

FINISH GRADE

HEADER SIZE CHART WITH MAXIMUM SPAN OF RAFTER TO POST:
10'-0" AND WITH MAXIMUM 1'-6" OVERHANG. DOUGLAS FIR NO.1 GRADE, (20 /10 PSF LIVE LOAD)

HEADER	DISTANCE BETWEEN POST SIZE (MIN. POST SIZE 4 x 6)	
	SOLID	LIGHT
4x4	6'-2"	7'-6"
4x6	9'-3"	12'-1"
4x8	12'-2"	16'-11"
4x 10	14'-11"	20'-4"
4x 12	17'-5"	24'-8"
6x6	11'-2"	14'-0"
6x8	14'-6"	18'-6"
610	19'-2"	24'-3"

NOTE: SPANS ARE FOR LIGHTWEIGHT ROOFS WITH 4 PSF DEAD LOAD AND 10 PSF LIVE LOAD. SPANS FOR SOLID ROOF 10 PSF DEAD LOAD AND 20 PSF LIVE LOAD.



OPTION 2: SOLID ROOF SECTION

ROOFING: 300# ROCK OR GRAVEL OVER 3 LAYERS 15# FELT HOT MOPPED BETWEEN OR APPROVED METHOD

RAFTER SIZE ___ @ ___ O.C.

LEDGER SAME SIZE AS RAFTER, SEE DETAIL 4, 5 OR 6

HEADER SIZE: "x" - SEE DETAIL 2 OR 3

POST SIZE: 4"x 6" MIN SPACING @ ___ FT . O.C.

POST ANCHORS SEE DETAIL 1 "AIR GAP" 1/8" PER FOOT SLOPE

FINISH GRADE

"SOLID ROOFS"
INCLUDING CARPORTS, PORCHES OR OTHER USES NOT SUPPORTING CEILINGS
RAFTERS
(20 PSF LIVE LOAD)

SIZE	SPACING ON CENTER	SPAN INCHES
2x4	12'	a-a*
	16'	7'-10"
	32'	6'-10"
2x6	12"	10'-0"
	16"	10'-0"
	24"	10'-0"
	32"	9'-5"
2x8	16"	10'-0"
	24"	10'-0"
	32"	10'-0"

"LIGHT ROOFS"
COVERINGS OF LATH, FIBERGLASS AND/OR ALUMINUM
RAFTERS
(10 PSF LIVE LOAD)

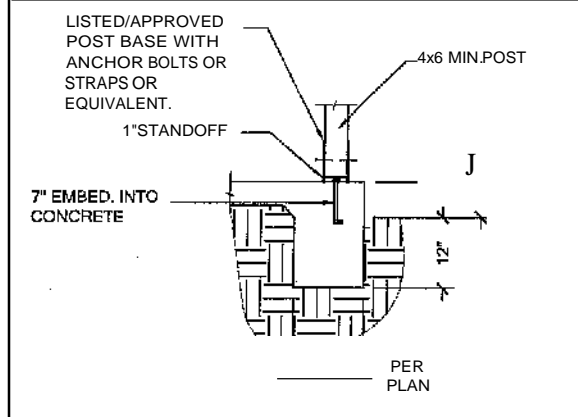
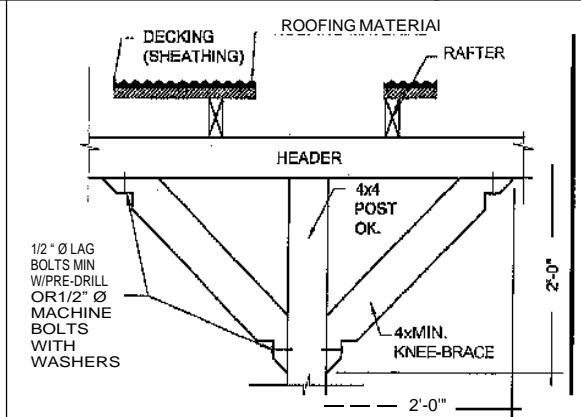
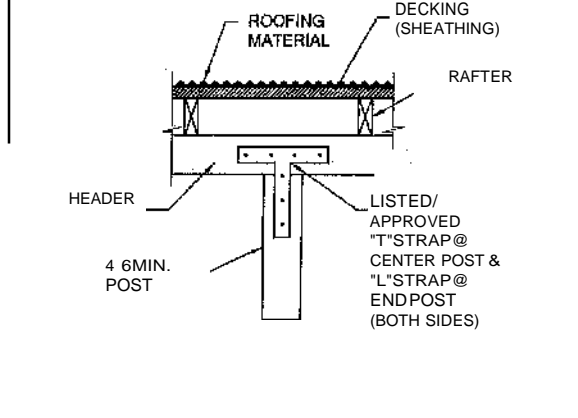
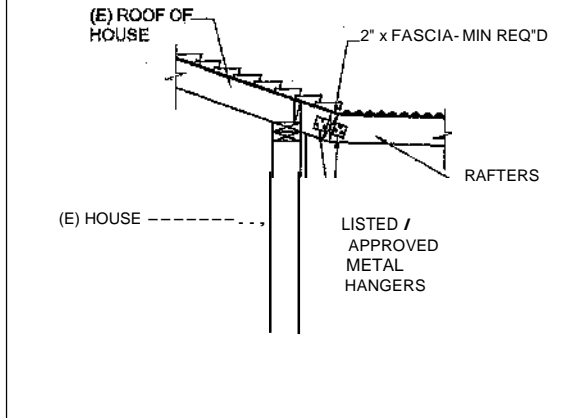
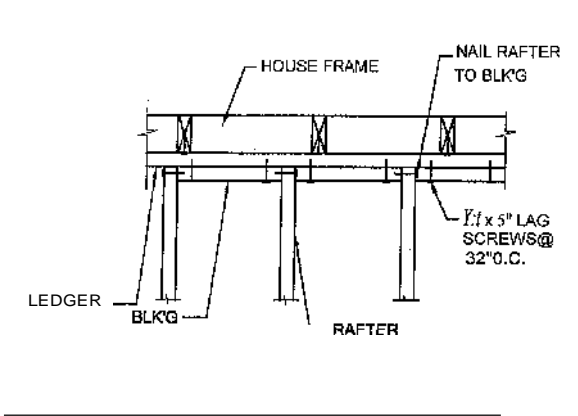
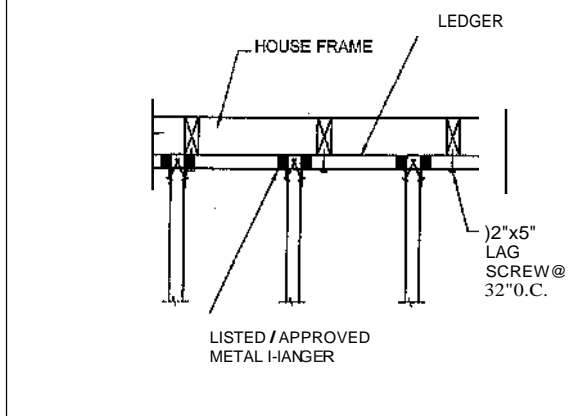
SIZE	SPACING ON CENTER	SPAN INCH
2x4	16'	10'-0"
	24"	10'-0"
	32"	9'-2"
2x6	16"	10'-0"
	24"	10'-0"
	32"	10'-0"
2x8	16"	10'-0"
	24"	10'-0"
	32"	10'-0"

150 City Park Wy, Brentwood, CA 94513

(925) 516-5405 Voice

(925) 516-5407 FAX

Page 2 | 3

CITY OF BRENTWOOD- BUILDING DIVISION		PLAN NO.2
ATTACHED PATIO COVER		
 <p>LISTED/APPROVED POST BASE WITH ANCHOR BOLTS OR STRAPS OR EQUIVALENT. 1" STANDOFF 4x6 MIN. POST 7" EMBED. INTO CONCRETE 12" PER PLAN</p>	 <p>DECKING (SHEATHING) ROOFING MATERIAL RAFTER HEADER 4x4 POST OK. 4x MIN. KNEE-BRACE 1/2" Ø LAG BOLTS MIN W/PRE-DRILL OR 1/2" Ø MACHINE BOLTS WITH WASHERS 2'-0" 2'-0"</p>	
1	2	
 <p>ROOFING MATERIAL DECKING (SHEATHING) RAFTER HEADER 4 MIN. POST LISTED/APPROVED "T" STRAP @ CENTER POST & "L" STRAP @ END POST (BOTH SIDES)</p>	 <p>(E) ROOF OF HOUSE 2" x FASCIA- MIN REQ'D RAFTERS (E) HOUSE LISTED / APPROVED METAL HANGERS</p>	
3	4	
 <p>HOUSE FRAME LEDGER BLK'G RAFTER NAIL RAFTER TO BLK'G 1/2" x 5" LAG SCREWS @ 32" O.C.</p>	 <p>HOUSE FRAME LEDGER LISTED / APPROVED METAL HANGER 1/2" x 5" LAG SCREW @ 32" O.C.</p>	
5	6	
BLK'G USED FOR RAFTER ATTACHMENT	HNGR'S USED FOR RAFTER ATTACHMENT	